



# UTAH STATE COURTS

ADMINISTRATIVE OFFICE OF THE COURTS

450 South State Street

Salt Lake City, 84114-0241

(801) 578-3830

January 2011

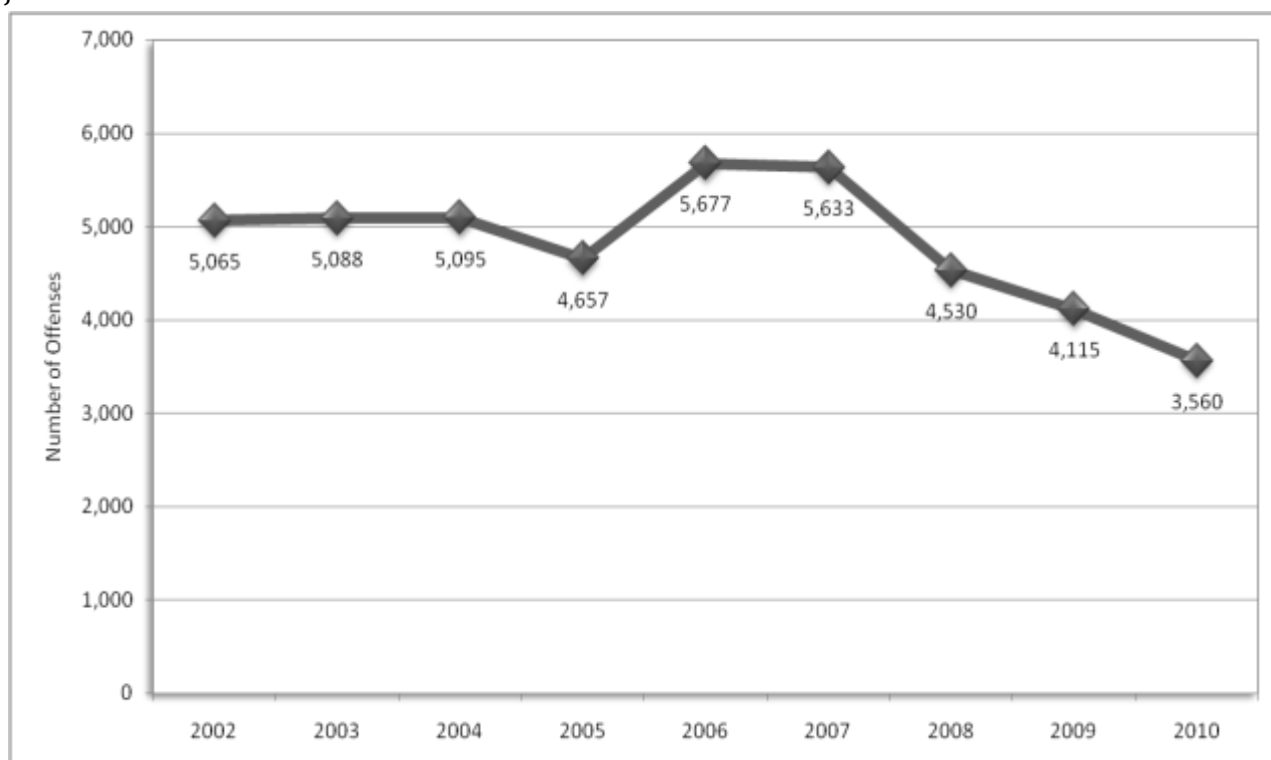
## Juvenile Court Alcohol-Related Offenses 2010

### Definitions

This summary covers alcohol offenses referred to juvenile court between January 1, 2010 and December 31, 2010 based on incident date. Alcohol offenses included in this analysis include alcohol possession or consumption, unlawful use of an ID card, possession of a weapon under the influence, supplying alcohol to a minor, purchasing beer, attends beer key party, illegal selling of alcohol, alcohol unlawful importations, false ID to obtain alcohol, permits beef keg party, negligent auto homicide, operating water vessel under the influence, adult providing child with alcohol, intent to distribute alcohol/drugs, public intoxication, reckless driving alcohol related, alcohol restricted driver, DUI alcohol or drugs, and impaired driving. Offenses are counted individually and are not bundled into referrals. Data from previous years is also included.

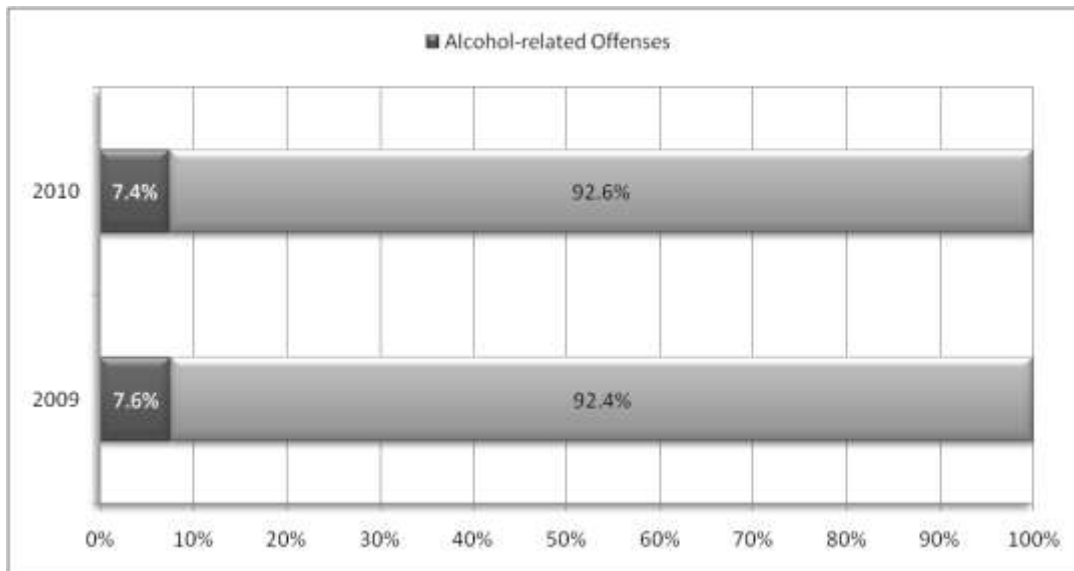
### Alcohol-Related Offenses by Year

Since 2007, the number of alcohol-related offenses referred to the juvenile court has declined from 5,633 in 2007 to 3,560 in 2010. This mirrors the larger trend of decreasing overall delinquency offenses referred to the juvenile court in the last few years. However, alcohol possession & consumption was the third most commonly referred offense to the juvenile court in 2010.



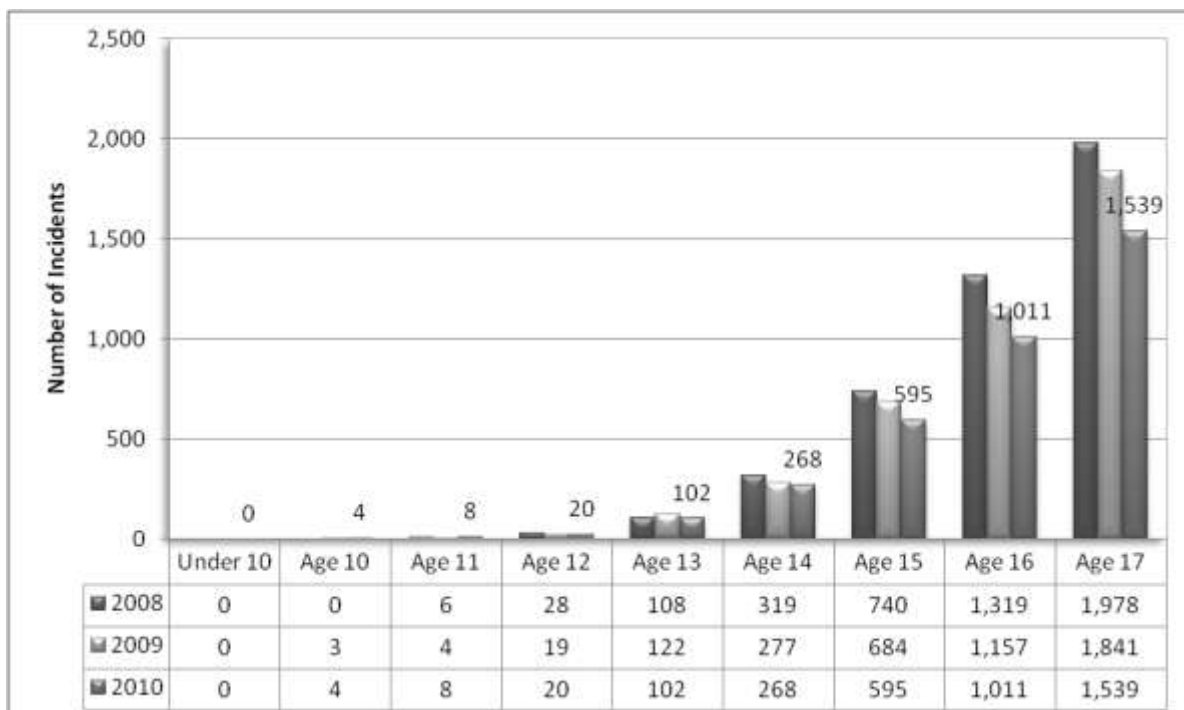
## Percent of Total Delinquency Offenses

Between 2009 and 2010, there was essentially no change in the percent of total delinquency offenses referred to the juvenile court that were alcohol-related. During 2010, alcohol-related offenses made up 7.4 percent of the delinquency offenses referred to the juvenile court, which was similar to the percentage in 2009 when 7.6 percent of offenses referred to the juvenile court were for alcohol-related offenses. Both the total number of delinquency offenses and the number of alcohol-related offenses decreased between 2009 and 2010, causing the percentage to remain constant.



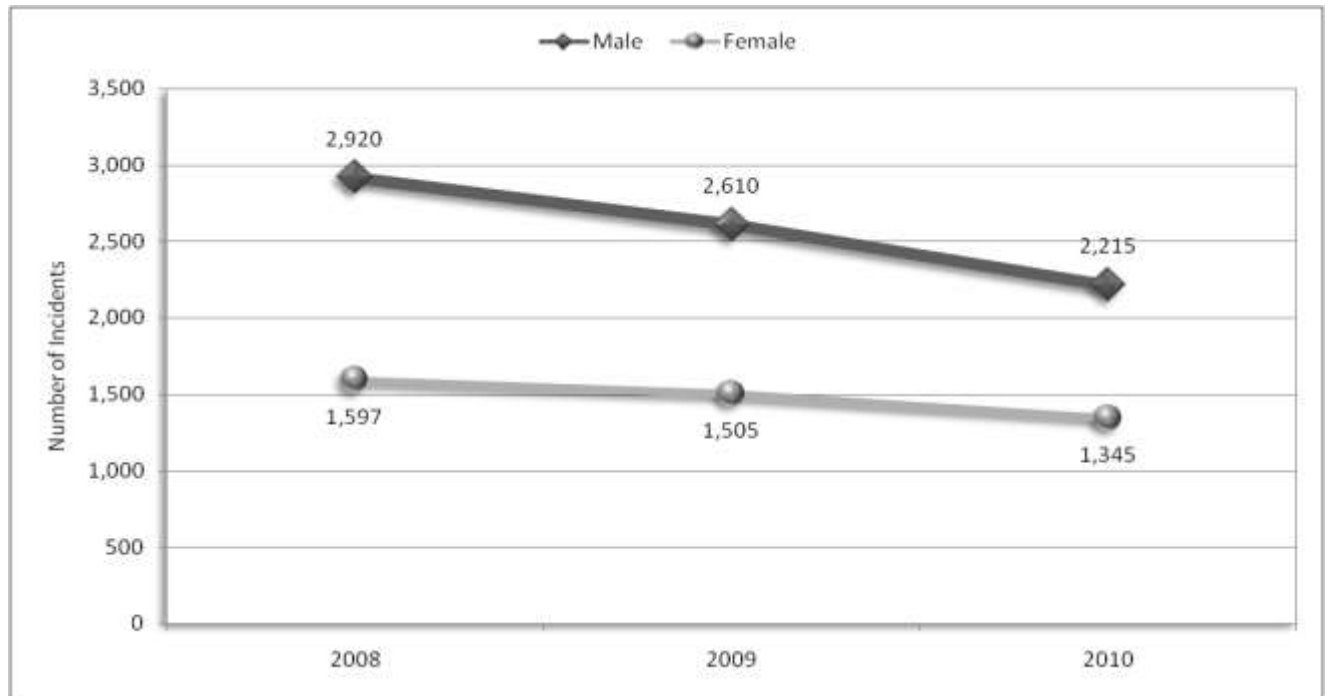
## Alcohol-Related Offenses by Age

In 2010, 43 percent of the alcohol-related offenses referred to the juvenile court were for youth 17 years of age while 28 percent were for youth 16 years of age and 17 percent were for youth 15 years of age. Less than one percent of alcohol-related offense referrals were for youth age 12 and under.



### Alcohol-Related Offenses by Age

In 2010, 62 percent of the alcohol-related offenses referred to the juvenile court were for males while 38 percent were for females. Between 2009 and 2010, female offenses dropped by 11 percent while male offenses dropped by 15 percent.



### Alcohol-Related Offenses by Type

In 2010, alcohol possession and consumption was the most commonly referred alcohol-related offense. However, the number of alcohol possession and consumption offenses dropped between 2009 and 2010 from 3,784 offenses in 2009 to 3,206 offenses in 2010. Other alcohol-related offenses, such as illegal selling of alcohol, increased by 19 offenses between 2009 and 2010 while supplying alcohol to a minor decreased by 12 offenses between 2009 and 2010.

Offense Description	2008	2009	2010	# Change	% Change
<b>Alcohol Possession and Consumption</b>	4,119	3,784	3,206	-578	-15.3%
<b>Open Container in Vehicle</b>	105	72	89	17	23.6%
<b>Alcohol DUI</b>	121	98	92	-6	-6.1%
<b>Public Intoxication</b>	112	95	96	1	1.1%
<b>Supplying Alcohol to Minor</b>	33	23	11	-12	-52.2%
<b>Other Alcohol-Related Offense</b>	40	43	62	19	44.2%

### Alcohol-Related Offenses by District

In 2010, the highest number of alcohol-related offenses occurred in Third District with 1,414 offenses. Second District had the second highest number of alcohol-related offenses with 694 offenses in 2010. Sixth District had the least number of offenses with 81 alcohol-related offenses in 2010.

	District 1	District 2	District 3	District 4	District 5	District 6	District 7	District 8
Alcohol Possession and Consumption	266	621	1,290	477	281	75	92	102
Open Container in Vehicle	11	14	33	14	7	3	4	3
Alcohol DUI	8	18	39	17	3	2	5	4
Public Intoxication	9	31	15	20	12	1	2	6
Supplying Alcohol to Minor	1	0	6	1	0	0	0	3
Other Alcohol-Related Offense	6	10	31	6	2	0	5	2
<b>Total Alcohol-Related Offenses</b>	<b>301</b>	<b>694</b>	<b>1,414</b>	<b>535</b>	<b>305</b>	<b>81</b>	<b>108</b>	<b>120</b>

*Note: Incidents without a specified district office are excluded from this chart.*

### Judicial Districts

The list below outlines the counties in each judicial district in Utah.

**First District:** Box Elder County, Cache County, Rich County

**Second District:** Davis County, Weber County, Morgan County

**Third District:** Salt Lake County, Tooele County, Summit County

**Fourth District:** Utah County, Wasatch County, Juab County, Millard County

**Fifth District:** Beaver County, Iron County, Washington County

**Sixth District:** Sanpete County, Sevier County, Piute County, Wayne County, Garfield County, Kane County

**Seventh District:** Carbon County, Emery County, Grand County, San Juan County

**Eighth District:** Duchesne County, Uintah County, Daggett County